

City of Washington Transportation Safety Fact Sheet

1,780
vehicle crashes occurred in the City of Washington between 2020 and 2024.

Of vehicle crashes in the City of Washington between 2020 and 2024,

31 
crashes resulted in a fatality or severe injury.



25% led to an injury.

69 
crashes involved people walking or bicycling.

Walking, Biking, and Driving Crashes



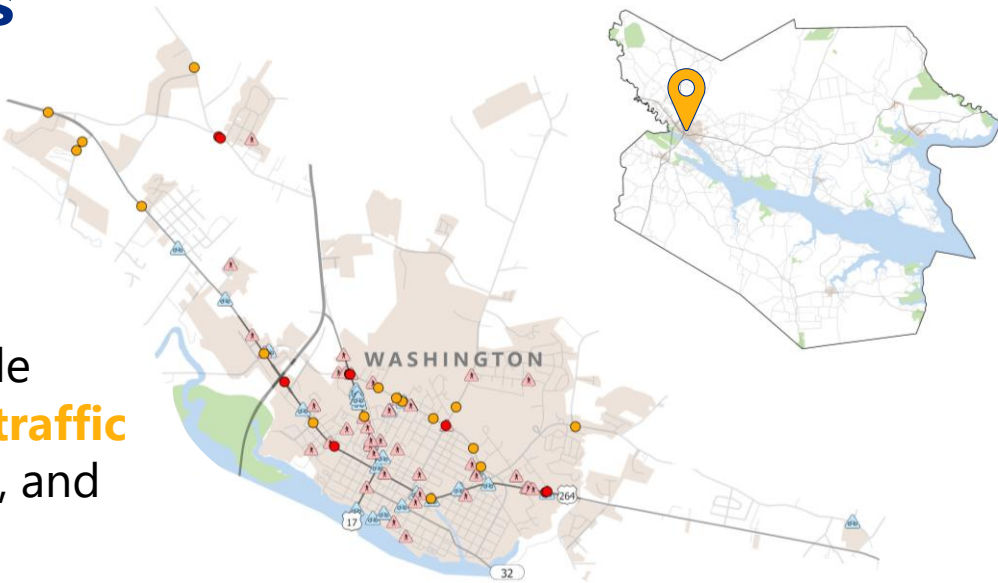
Vehicle Crashes *
● Fatal
● Severe Injury

 Pedestrian
 Bicyclist

*Only fatal and severe injury crashes are shown on this map.

1 in 8
pedestrian crashes resulted in death.

The most common contributing factors for vehicle crashes in the City of Washington include **speeding, disregarding traffic controls, failure to yield, and inattention.**



The Mid-East RPO Safety Action Plan aims to improve transportation safety. Visit the project website to learn more.
mideastrpo.com/transportation-safety-plan

