

# Pitt County

## Transportation Safety Fact Sheet

**4,925**

crashes occurred on roadways in  
Pitt County between 2020 and  
2024.

**65** 

crashes involved people  
walking or bicycling.



**1 in 4**

**pedestrian crashes  
resulted in death.**

The most common  
contributing factors to fatal  
and severe injury crashes in Pitt  
County include **speeding**,  
**failure to yield**, **swerving**, and  
**distracted driving**.

**142**





crashes resulted in a  
fatality or serious injury.

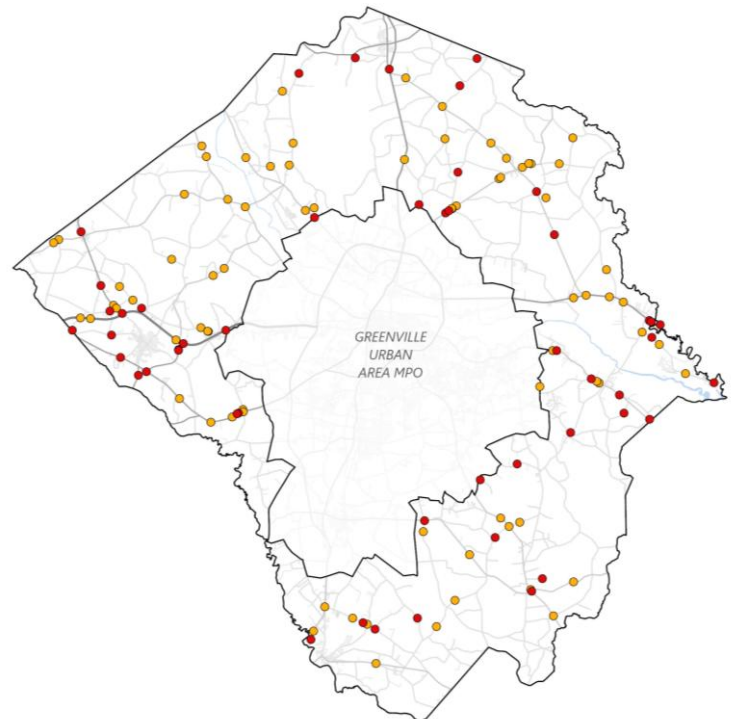
Of fatal and serious injury  
crashes in Pitt County  
between 2020 and 2024,

**49%** involved a  
**senior driver**  
and

**20%** involved a  
**teenage driver.**

Fatal and Severe Injury Crashes (2020-2024)

-  Severe Injury
-  Fatal



The Mid-East RPO Safety Action Plan aims to improve  
transportation safety. Visit the project website to learn more.  
**[mideastrpo.com/transportation-safety-plan](https://mideastrpo.com/transportation-safety-plan)**



**Comprehensive  
Safety  
Action  
Plan**